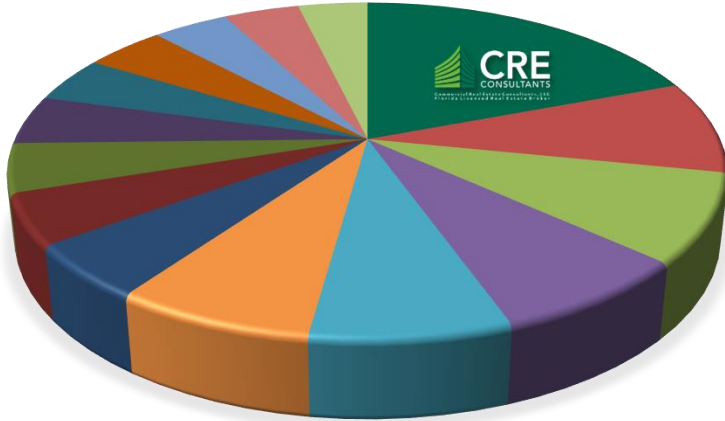
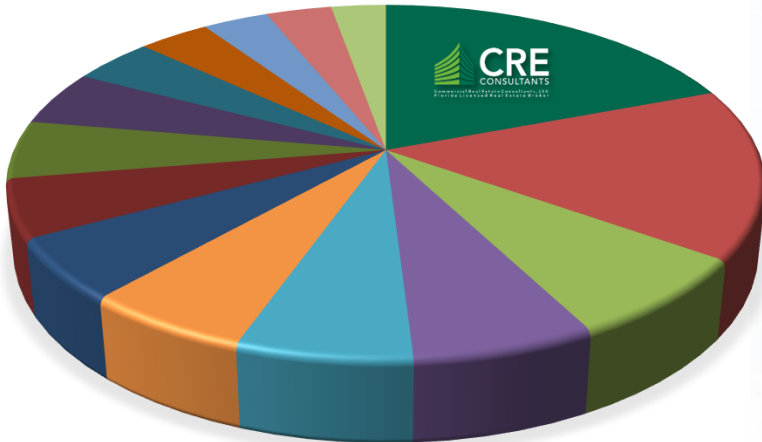


**MARKET SHARE | SF LEASED
MID-YEAR 2016**



- CRE Consultants, 10.3%
- Cushman & Wakefield SWFL, 4.8%
- Lee & Associates, 4.5%
- Phil Deems Real Estate, 4.2%
- Seagate Development Group, 4.1%
- IPC, 4.1%
- Colliers, 2.8%
- Sunzio Superior Realty Mgmt, 2.6%
- Trinity Commercial, 2.5%
- Kova Partners, 2.5%
- Premier Commerical, 2.3%
- Evans & Wagner Commercial, 2.3%
- iCore Global, 2.2%
- Rarco Investment Properties, 2.2%
- Commercial Realty Specialists, 2.0%

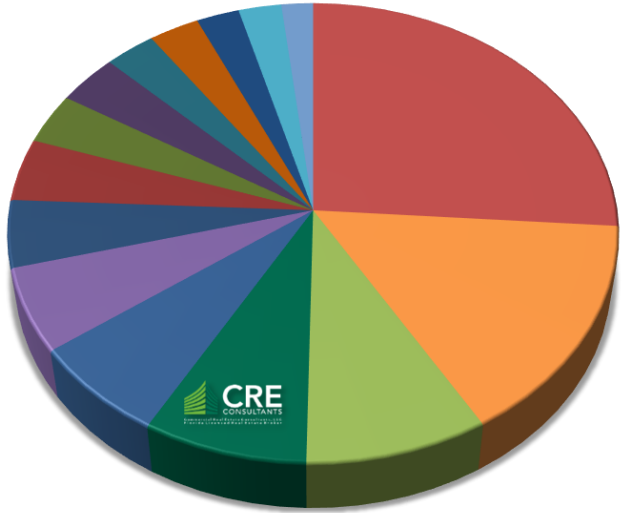
**MARKET SHARE | # OF LEASE TRANSACTIONS
MID-YEAR 2016**



- CRE Consultants, 10.0%
- Cushman & Wakefield SWFL, 8.1%
- IPC, 3.9%
- Phil Deems Real Estate, 3.5%
- Trinity Commercial, 3.3%
- Sunzio Superior Realty Mgmt, 3.2%
- Lee & Associates, 2.9%
- Colliers, 2.7%
- LandQwest, 2.7%
- iCore Global, 2.6%
- Kova Partners, 2.2%
- Barron Collier Companies, 1.9%
- Seagate Development Group, 1.7%
- Equity Inc, 1.7%
- Mayhugh Realty Inc, 1.4%

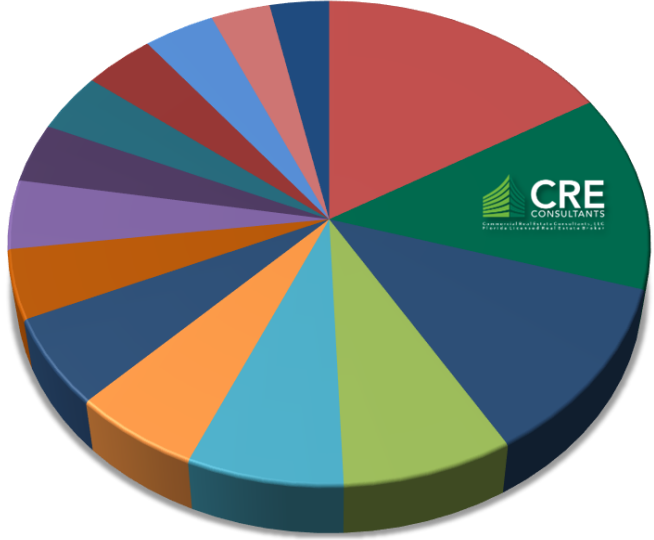
MARKET SHARE SUMMARY LEASING

Market Share | Sold Volume
MID-YEAR 2016



- IPC, 17.3%
- Land Solutions, 10.2%
- Trinity Commercial, 5.9%
- CRE Consultants, 5.3%
- LandQwest, 4.5%
- Premier Commercial, 3.9%
- Colliers, 3.1%
- J. McGarvey Construction, 2.9%
- Florida Valuation & Consulting, 2.4%
- AJS Realty Group, Inc., 2.4%
- Welsh Companies, 2.0%
- Premier Plus Realty, 1.9%
- Cushman & Wakefield SWFL, 1.7%
- Fischler Property Company, 1.7%
- Sun Realty, 1.2%

Market Share | # of Sold Transactions
MID-YEAR 2016



- IPC, 7.8%
- CRE Consultants, 6.3%
- LandQwest, 5.6%
- Trinity Commercial, 3.8%
- SVN Real Estate Advisors, 3.4%
- Premier Commercial, 2.8%
- Krise Commercial, 2.8%
- Colliers, 2.2%
- Cushman & Wakefield SWFL, 2.2%
- Lee & Associates, 1.9%
- Woodyard & Associates, 1.9%
- Phil Deems Real Estate, 1.9%
- AJS Realty Group, Inc., 1.9%
- Coldwell Banker, 1.6%
- VIP Commercial, 1.6%

MARKET SHARE SUMMARY SALES

